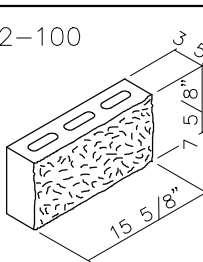
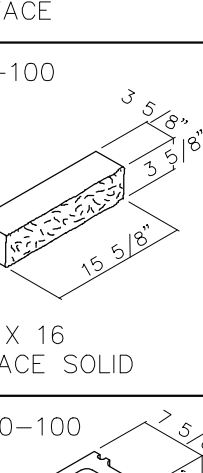
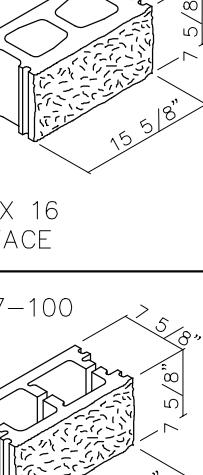
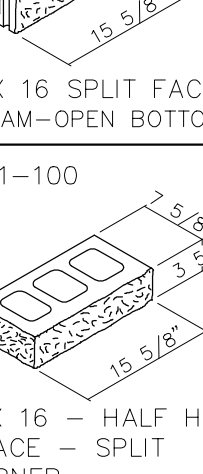
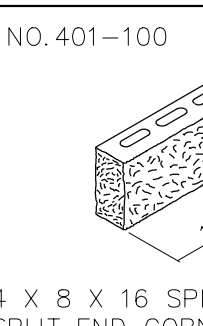
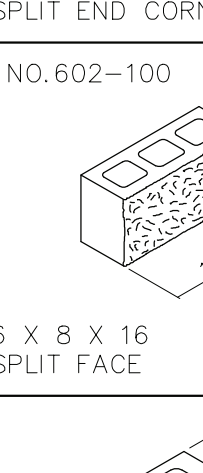
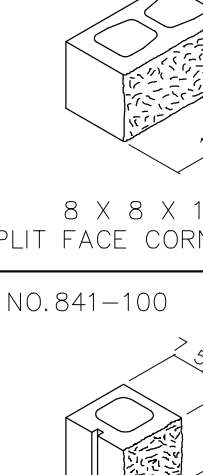
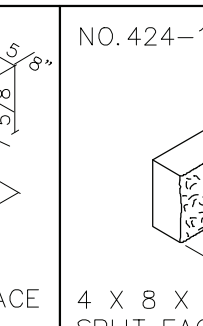
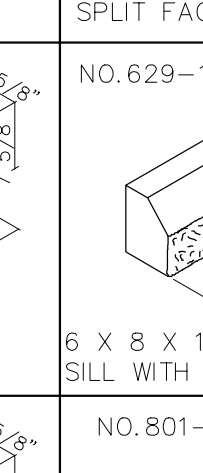
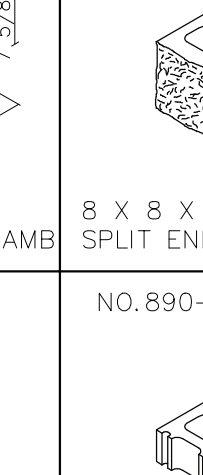
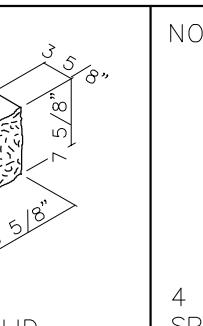
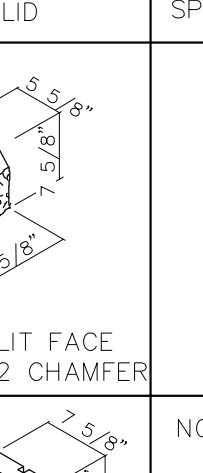
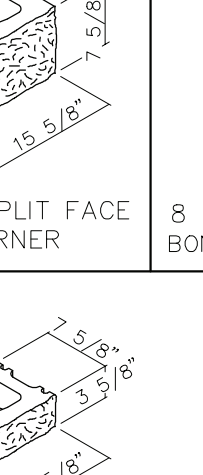
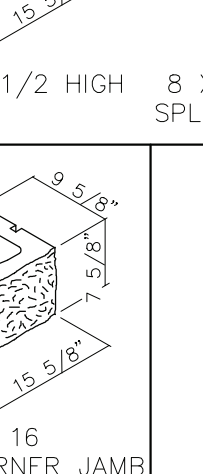
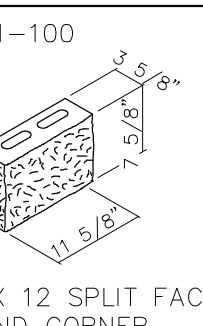

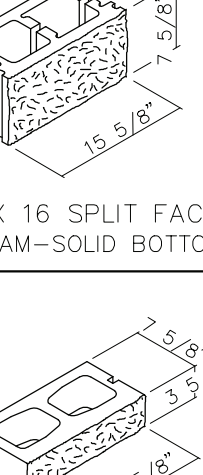
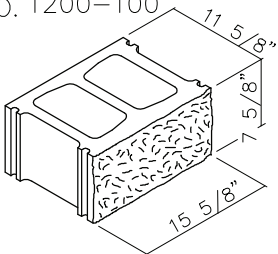
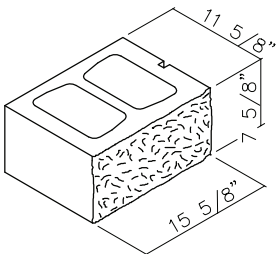
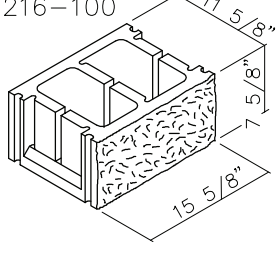
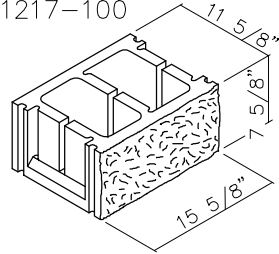
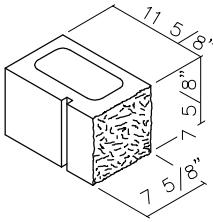


SPLIT FACE BLOCK

<p>NO. 402-100</p>  <p>4 X 8 X 16 SPLIT FACE</p>	<p>NO. 401-100</p>  <p>4 X 8 X 16 SPLIT FACE SPLIT END CORNER</p>	<p>NO. 424-100</p>  <p>4 X 8 X 16 SPLIT FACE SOLID</p>	<p>NO. 4391-100</p>  <p>4 X 8 X 12 SPLIT FACE SPLIT END CORNER</p>
<p>NO. 494-100</p>  <p>4 X 4 X 16 SPLIT FACE SOLID</p>	<p>NO. 602-100</p>  <p>6 X 8 X 16 SPLIT FACE</p>	<p>NO. 629-100</p>  <p>6 X 8 X 16 SPLIT FACE SILL WITH 2 X 2 CHAMFER</p>	
<p>NO. 800-100</p>  <p>8 X 8 X 16 SPLIT FACE</p>	<p>NO. 801-100</p>  <p>8 X 8 X 16 SPLIT FACE CORNER JAMB</p>	<p>NO. 816-100</p>  <p>8 X 8 X 16 SPLIT FACE BOND BEAM-SOLID BOTTOM</p>	
<p>NO. 817-100</p>  <p>8 X 8 X 16 SPLIT FACE BOND BEAM-OPEN BOTTOM</p>	<p>NO. 841-100</p>  <p>8 X 8 X 8 SPLIT FACE HALF</p>	<p>NO. 890-100</p>  <p>8 X 4 X 16 -1/2 HIGH SPLIT FACE</p>	<p>NO. 891-100</p>  <p>8 X 4 X 16 -1/2 HIGH SPLIT FACE CORNER JAMB</p>
<p>NO. 891-100</p>  <p>8 X 4 X 16 - HALF HIGH SPLIT FACE - SPLIT END CORNER</p>	<p>NO. 1000-100</p>  <p>10 X 8 X 16 SPLIT FACE</p>	<p>NO. 1000-100</p>  <p>10 X 8 X 16 SPLIT FACE CORNER JAMB</p>	

SPLIT FACE BLOCK

<p>NO. 1200-100</p>  <p>12 X 8 X 16 SPLIT FACE</p>	<p>NO. 1216-100</p>  <p>12 X 8 X 16 SPLIT FACE CORNER JAMB</p>	<p>NO. 1217-100</p>  <p>12 X 8 X 16 SPLIT FACE BOND BEAM-SOLID BOTTOM</p>	<p>NO. 1217-100</p>  <p>12 X 8 X 16 SPLIT FACE BOND BEAM-OPEN BOTTOM</p>
<p>NO. 1241-100</p>  <p>12 X 8 X 8 SPLIT FACE HALF</p>			